

DCD 135/190 FIXED TEMPERATURE/RATE OF RISE HEAT DETECTOR



STANDARD FEATURES

- Choice of fixed temperature/rate-of-rise 135°F or 190°F heat detector
- UL Listed spacing up to 60' by 60'
- 2 or 4 wire base compatibility, relay bases available
- Highly stable operation, RF/Transient protection
- Low standby current, 35µA nominal
- Two built-in power/alarm LED's for 360° viewing
- Fully electronic operation
- Power/alarm LED's confirm detector status
- Compatible with Hochiki SLR-24V and SIJ-24 detectors and their bases

SPECIFICATIONS	
Response	Temperature 135° ± 7.5°F Temperature 190° ± 7.5°F
Supply Voltage	17.7 - 30.0 VDC (4 Wire) 15.0 - 33.0 VDC (2 Wire)
Supervisory Current	40µA @ 24 VDC
Surge Current	160µA max. @ 24 VDC
Alarm Current	150mA max. @ 24 VDC
Ambient Temperature	32°F to 120°F (0°C to 49°C)
Contact Rating	N/O Contacts 150mA max. @ 24 V
Color & Case Material	Bone PC/ABS blend
Mounting	Refer to the NS Conventional Detector Base Data Sheet

APPLICATION

The DCD-135/-190 fixed temperature/rate-of-rise heat detector are suited for installation where high heat output fires are expected or in areas where ambient conditions would not allow use of other detection methods. Heat detectors are intended for protection of property. **Do not rely on heat detectors for life safety protection.** Where life safety is a concern, smoke detectors must also be used. A UL listed fire alarm panel must electronically supervise the DCD-135/-190 heat detectors.

All NS conventional devices are mechanically compatible with Hochiki America HSB, HSC and YBA type bases. Please check individual panel listings for appropriate listed bases.

OPERATION

The DCD-135/-190 fixed temperature/rate-of-rise heat detectors are suited to detect in the presence of slow or fast rising temperatures due to burning combustibles. The construction of these models incorporate a thermistor heat element protected from damage by the built-in, durable plastic guard. These electronic heat detectors incorporate two power/alarm LED's for 360° indication of status. In standby condition the power LED's flash Green. In an alarm condition the LED's latch on Red. The DCD-135/-190 electronic heat detection circuitry performs the same function as a Mechanical Device but with Electronic Precision. If the heat rise is *less* than 12°/minute the DCD will not alarm until it reaches its alarm temperature (135° or 190° ± 7.5°F). If the heat rise is *greater* than 12°/minute the DCD will alarm immediately giving an early warning signal and latching the Red alarm LED's on.

PRODUCT LISTINGS

<p>SIGNALING</p> 	<p>MEA</p> <p>284-91E Vol. IV</p>  <p>California State Fire Marshal 7270-0410:151</p>	
--	---	---

Continued on back.

Specifications subject to change without notice.

Hochiki America Corporation

7051 Village Drive, Suite 100 Buena Park, CA 90621-2268

Phone: 714/522-2246 Fax: 714/522-2268

Technical Support: 800/845-6692 or technicalsupport@hochiki.com

Find latest version at www.hochiki.com

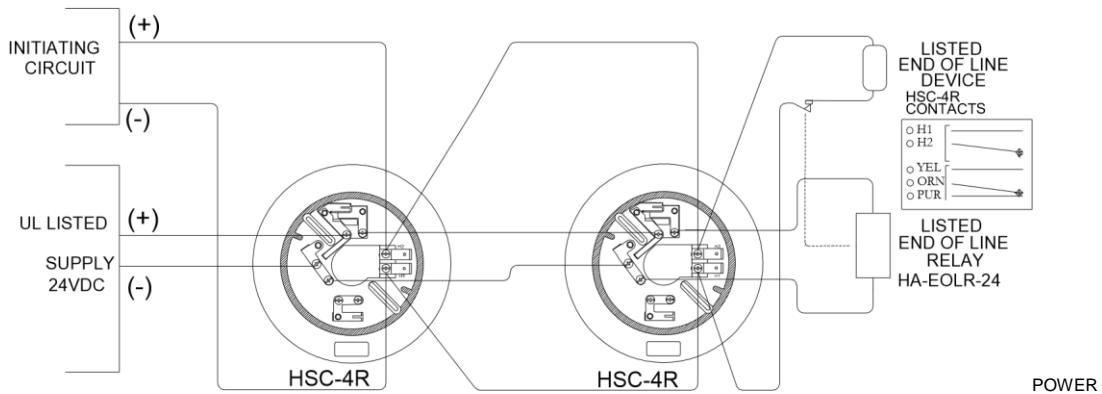


ENGINEERING SPECIFICATIONS

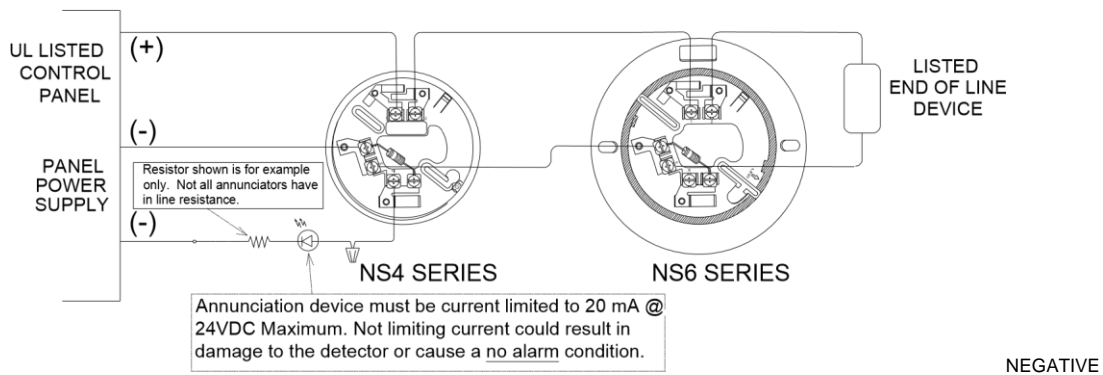
Automatic heat detectors where ambient temperatures do not exceed 120°F shall be the DCD-135 fixed temperature/ rate-of-rise heat detector rated at 135°F. For areas where ambient temperatures exceed 120°F, but not 160°F, the DCD-190 fixed temperature/rate-of-rise heat detector rated at 190°F shall be used. Electrical contacts shall be normally open, rated at 150mA @ 24VDC.

Heat detectors shall be installed in accordance with National Fire Protection Association Standard 72, the spacing assigned by Underwriters Laboratories and in accordance with the rules and regulations set forth by the local authorities having jurisdiction. Automatic heat detectors shall be Underwriters Laboratories listed.

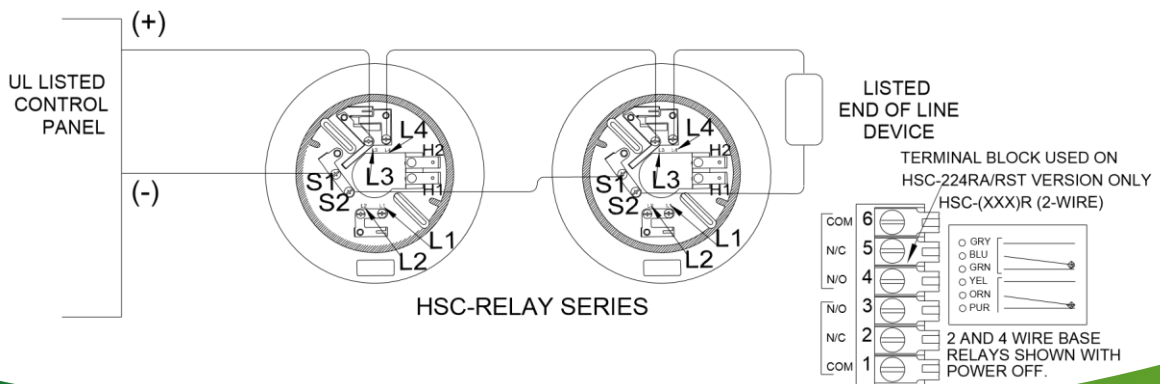
4-WIRE OPERATION



2-WIRE OPERATION



2-WIRE RELAY OPERATION



FIREFLY TECHNOLOGY (HONG KONG) CO., LTD