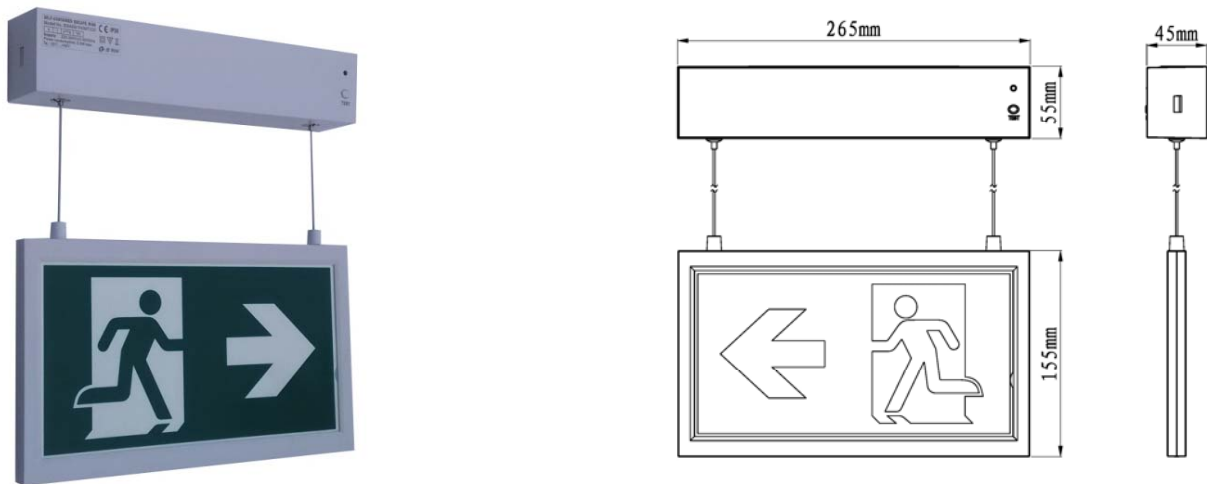


Photo and Dimension



Feature

- Compact and decorative design.
- Escape sign maximum 1meter long suspend.
- LED self contained luminaire with manual test and AUTO test optional.
- Ni-cad and Ni-MH battery optional.
- Single and double face universal.
- Replaceable pictogram design, including arrow right, left, down pictograms in package.
- High luminance model optional.
- Low operation cost via low power consumption.
- Maintained and non-maintained operation changeable.
- Material of luminaire compliant with the glow wire test at temperature of 850°C.
- RoHS compliance.

Technical Specification

Normal Power Supply	220-240VAC 50Hz
Central battery system (CBS) version available	DC176-254V input , 220-240VAC
Power consumption	Max. 3.5W
Charge time	24 hours
Discharge duration	1hour/3hours
Changeover voltage	144-187VAC
Test facility	Manual test and AUTO test
Viewing distance	24 m
Operation	Maintained and Non-maintained
Mounting	Wall mounting and Ceiling mounting
LED	SMD 2835, CCT 6000K, CRI>70
Safe color of Pictogram	Pantone 336C or Pantone 348C optional

Luminance of white area on pictogram	Normal luminance 200cd/m ² high luminance 500cd/m ²
Degree of protection	IP20
Insulation Class	Class II
Housing material	ABS
Ambient temperature	0°C...+40°C
Certification	CE CB SAA

Order Guide

Family	Emergency Duration	Test Function	Battery	Option
ESA09	1H : 1hour	MT: Manual test	CD: Ni-cad battery	500CDX*:500cd/m ²
	3H: 3hours	AT: AUTO test	MH: Ni-Mh battery	CBS*: Central battery system

*500CDX: High luminance output option, 500cd/m² average on the white of pictogram.

*CBS: Suitable for central battery system, DC176-254V input.

Model list and Electrical Rating

Model Number	Input Voltage	Charge Duration	Discharge Duration	Battery	Power Consumption	LED
ESA09/1H/MT/CD	220-240VAC 50/60Hz	24H	1H	Ni-cad 3.6V 0.6Ah	3.5W Max	SMD 3528 14 pcs
ESA09/3H/MT/CD	220-240VAC 50/60Hz	24H	3H	Ni-cad 3.6V 0.9Ah	3.5W Max	SMD 3528 14 pcs
ESA09/1H/AT/CD	220-240VAC 50/60Hz	24H	1H	Ni-cad 3.6V 0.6Ah	3.5W Max	SMD 3528 14 pcs
ESA09/3H/AT/CD	220-240VAC 50/60Hz	24H	3H	Ni-cad 3.6V 0.9Ah	3.5W Max	SMD 3528 14 pcs
ESA09/1H/MT/MH	220-240VAC 50/60Hz	24H	1H	Ni-Mh 3.6V 0.6Ah	3.5W Max	SMD 3528 14 pcs
ESA09/3H/MT/MH	220-240VAC 50/60Hz	24H	3H	Ni-Mh 3.6V 0.9Ah	3.5W Max	SMD 3528 14 pcs
ESA09/1H/AT/MH	220-240VAC 50/60Hz	24H	1H	Ni-Mh 3.6V 0.6Ah	3.5W Max	SMD 3528 14 pcs
ESA09/3H/AT/MH	220-240VAC 50/60Hz	24H	3H	Ni-Mh 3.6V 0.9Ah	3.5W Max	SMD 3528 14 pcs
ESA09/1H/MT/MH/500CDX	220-240VAC 50/60Hz	24H	1H	Ni-Mh 6V 0.6Ah	4.5W	SMD 3528 28 pcs
ESA09/1H/AT/MH/500CDX	220-240VAC 50/60Hz	24H	1H	Ni-Mh 6V 0.6Ah	5.2W	SMD 3528 28 pcs
ESA09/3H/MT/MH/500CDX	220-240VAC 50/60Hz	24H	3H	Ni-Mh 6V 1.1Ah	5.5W	SMD 3528 28 pcs
ESA09/3H/AT/MH/500CDX	220-240VAC 50/60Hz	24H	3H	Ni-Mh 6V 1.1Ah	5.6W	SMD 3528 28 pcs
ESA09/CBS	220-240VAC 50/60Hz DC176-254V	N/A	N/A	N/A	3.6W	SMD 3528 28 pcs

Pictogram Pack




Arrow right 1pc



Arrow left 1pc

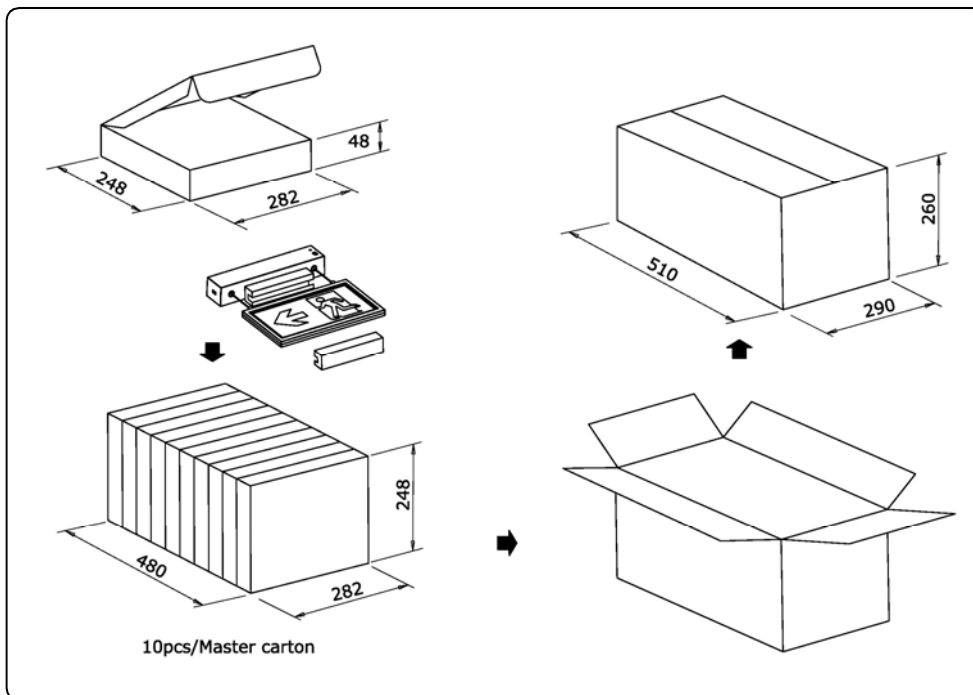


Without Arrow 1pc



Blank 1pc

Packaging



Q'TY:	10 PCS
N.W:	8.45 KGS
G.W:	10.3 KGS
MEA'S:	1.36 CUFT